



Performance Measures Snapshot

The Pregnancy Assistance Fund (PAF) Program: Fiscal Year 2016



The Pregnancy Assistance Fund (PAF) program is a \$25 million competitive grant program administered by the Office of Adolescent Health (OAH) in the Department of Health and Human Services. PAF funds state agencies and tribal entities to provide a network of supportive services to expectant and parenting teens, women, fathers, and their families to help them complete high school or postsecondary degrees and gain access to health care, child care, and other support services. PAF also offers services for pregnant women who are victims of domestic violence, sexual violence, sexual assault, and stalking.

During FY16, 20 states and tribes received PAF grant funding. Seventeen of the grantees were funded for the 4-year period August 2013-July 2017, and three of the grantees were funded for the 5-year period August 2015-July 2020. The grants, which range in value from \$500,000 to \$1.5 million per year, support development and implementation of activities in one or more of four implementation categories (see text box to the right).

More detailed information about the PAF program is provided at https://www.hhs.gov/ash/oah/oah-initiatives/paf_program.

To assess PAF program performance, OAH requires all grantees to collect performance measure data and report on them annually. These data provide information on the number and types of people served, the types of services provided, and key outcomes for individual grantees and the PAF program overall. OAH uses the performance measure data to assess and report on the program's progress in achieving its goals, and grantees use them to assess and improve their program operations. This report summarizes the data for FY2016.

Category	Description
1	Support for expectant and parenting students at institutions of higher education
2	Support for expectant and parenting teens, women, fathers, and their families at high schools and community service centers
3	Improvement of services for pregnant women who are victims of domestic violence, sexual violence, sexual assault, and stalking
4	Increasing public awareness of and education about the services available for expectant and parenting teens, women, fathers, and their families

PERFORMANCE MEASURE HIGHLIGHTS FY2016

- The program served 16,053 people.
- Fifty-five percent of program participants were expectant or parenting mothers, 8% were expectant or parenting fathers, and 37% were children.
- The services most commonly provided were education services, parenting skills, case management, and concrete supports.
- Grantees trained 322 new staff and provided follow-up or supplemental training to 1,280 existing staff.
- Grantees worked with 335 formal and 878 informal partners.

APRIL 2017

PAF Performance Measures

Some of the performance measures must be reported by all grantees, and others are reported only for specific implementation categories. The measures presented in this report are summarized below.

Grantees reporting	Performance Measure
All grantees	<ul style="list-style-type: none"> • Participant characteristics (gender, age, race, ethnicity) • Number and types of services provided • Number of staff trained • Number of partners with whom grantees worked
Category 1 (3 grantees)	<ul style="list-style-type: none"> • Number of participants served, by <ul style="list-style-type: none"> ▫ participant type (mothers, fathers, or children; teens or adults) ▫ type of IHE (vocational school, community college, 4-year college or university, other)
Category 2 (18 grantees)	<ul style="list-style-type: none"> • Number of participants served, by <ul style="list-style-type: none"> ▫ participant type (mothers, fathers, or children; teens or adults) ▫ school enrollment status (in high school, preparing for GED, or neither in high school nor preparing for GED) • Number of participants who <ul style="list-style-type: none"> ▫ graduated from high school ▫ obtained a GED ▫ were accepted into an IHE ▫ had a new pregnancy (among those 19 or younger)
Category 3 (5 grantees)	<ul style="list-style-type: none"> • Number of participants served, by participant type (Mothers or children; expectant or parenting) • Number of professionals that received training related to violence against pregnant women • Number and types of Category 3 services received by participants (i.e., supportive social services, intervention services, accompaniment services)
Category 4 (10 grantees)	<ul style="list-style-type: none"> • Number of grantees implementing various awareness-raising and educational strategies

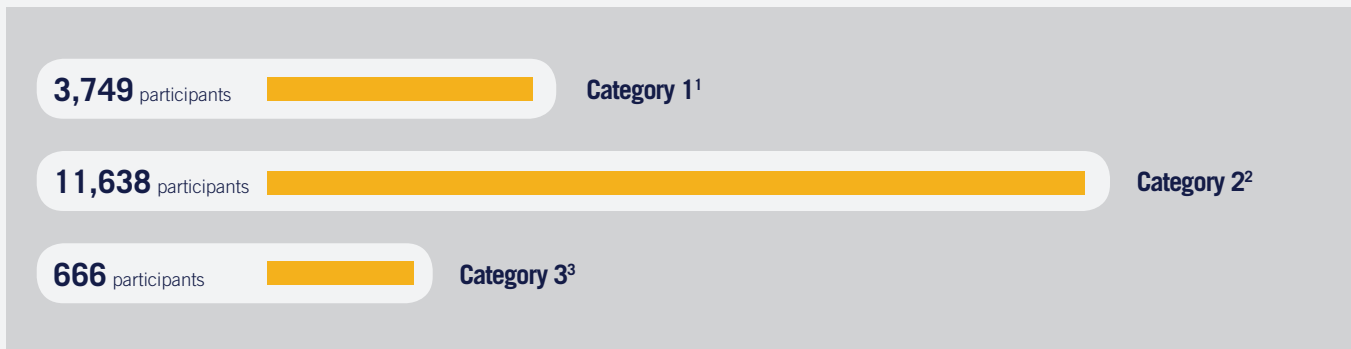
Note. GED = General Education Diploma; IHE = institution of higher education.

Results: All Grantees

REACH

The number of people served by the program is a key indicator of overall impact. In FY2016, PAF grantees provided services to 16,053 expectant or parenting mothers, fathers, and their children.

The number of participants served by category was 3,749 in Category 1¹ (3 grantees); 11,638 in Category 2² (18 grantees); and 666 in Category 3³ (5 grantees).



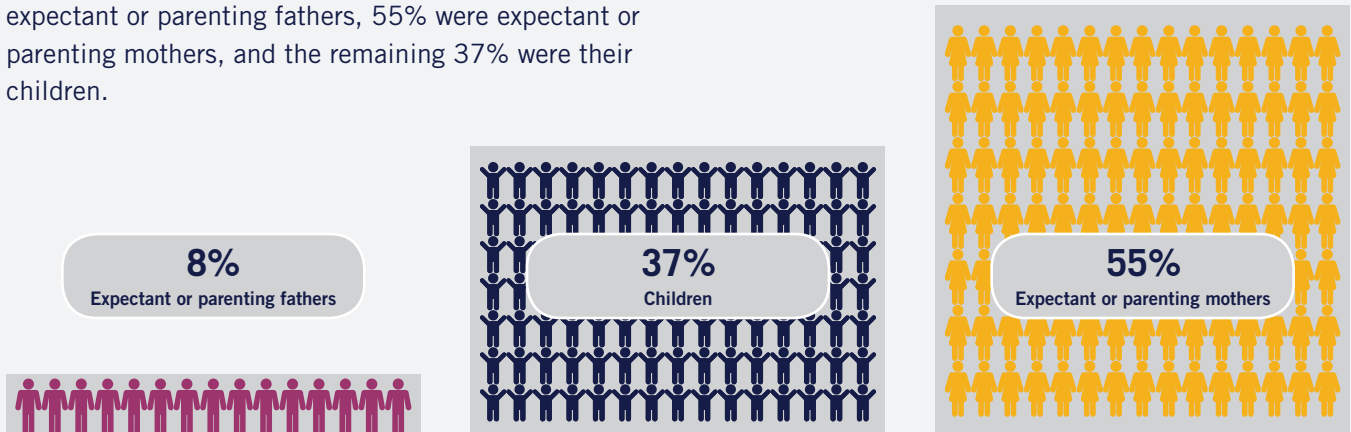
¹ Category 1: Support for expectant and parenting students at institutions of higher education

² Category 2: Support for expectant and parenting teens, women, fathers and their families at high schools and community service centers

³ Category 3: Improved services for pregnant women who are victims of domestic violence, sexual violence, sexual assault, and stalking

CHARACTERISTICS OF PROGRAM PARTICIPANTS

Approximately 8% of program participants were expectant or parenting fathers, 55% were expectant or parenting mothers, and the remaining 37% were their children.

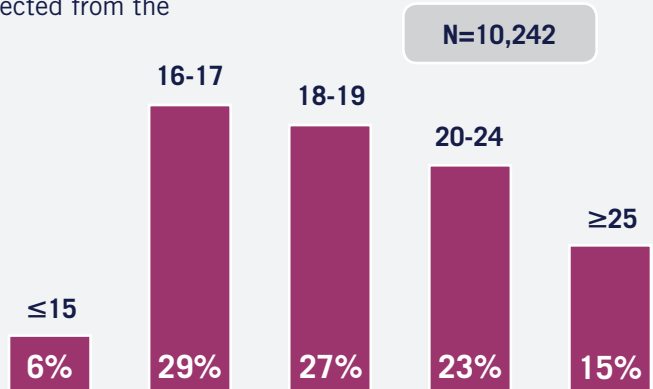


Results: All Grantees

Data on the following demographic characteristics were collected from the expectant and parenting participants only, not the children.

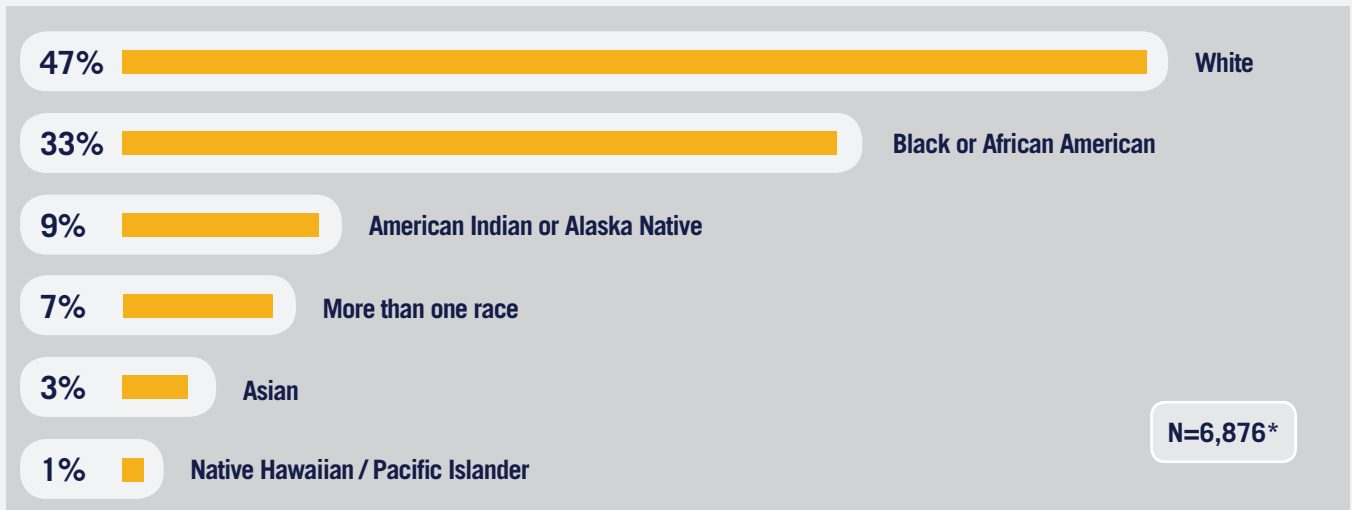
Age

Most participants were between the ages of 16 and 24; only 5% were age 15 or younger, and 15% were age 25 or older.



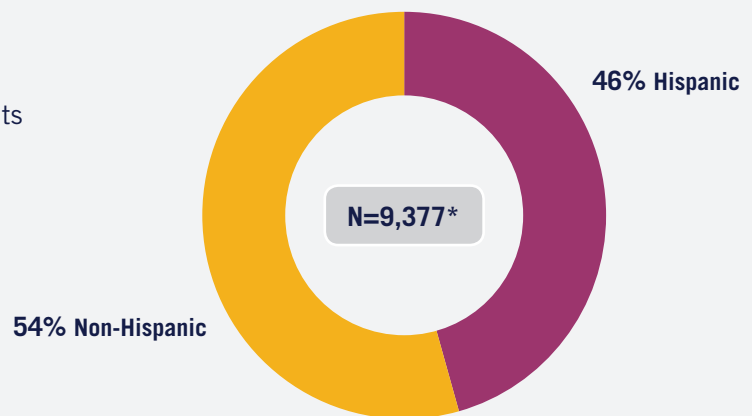
Race

Nearly half of expectant and parenting participants (47%) were White, a third were Black or African American, and 9% were American Indian or Alaska Native. A total of 11% were of more than one race, Asian, or Native Hawaiian/Pacific Islander.



Ethnicity

Nearly half of expectant and parenting participants (46%) were Hispanic.

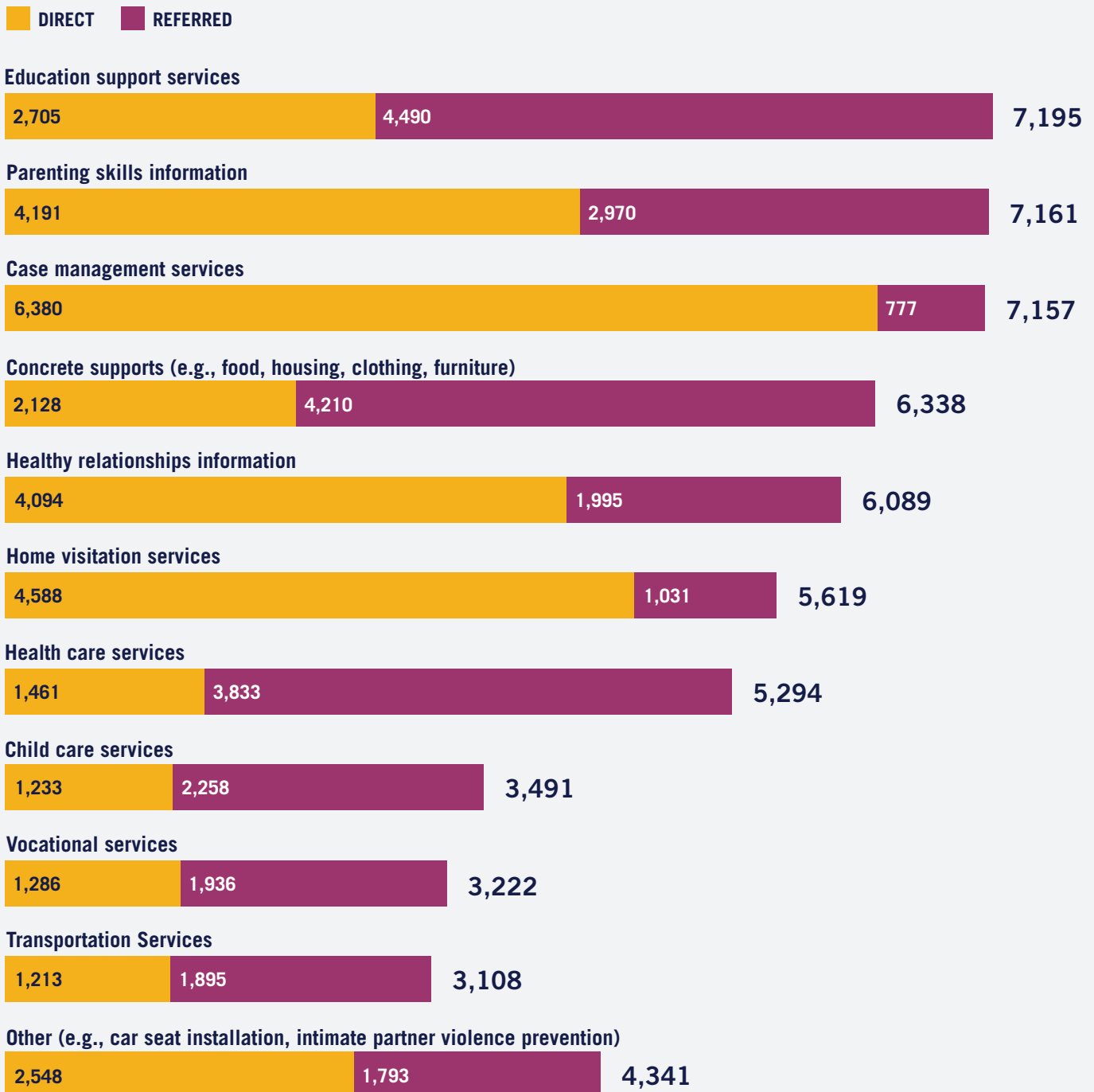


* Ns for race and ethnicity are lower than for age due to missing data

Results: All Grantees

SERVICES PROVIDED

PAF grantees provided a variety of supportive services to expectant and parenting teens, women, fathers and their families, either directly to participants or through referrals to community services and resources. In FY2016, the services most commonly provided were education support services (7,195 participants), parenting skills information (7,161 participants), and case management (7,157 participants).

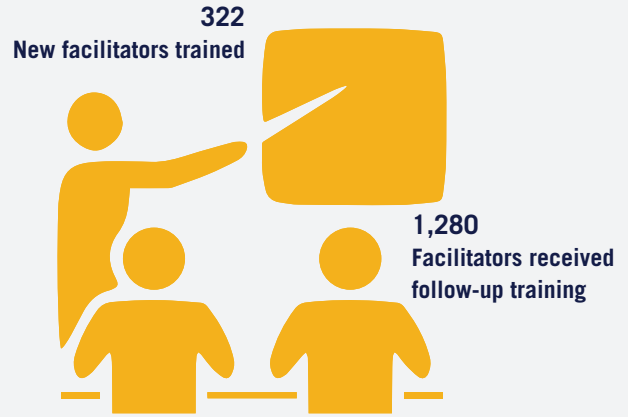


Results: All Grantees

TRAINING

Training for program staff is key to the quality of program implementation. Training also builds lasting capacity in the organizations and settings where program staff are based.

Grantees trained 322 new facilitators and provided follow-up or supplemental training sessions to 1,280 existing staff.



*Supplemental training includes training on any topic that will improve the staff person's delivery of the program.

PARTNERS

Partners are organizations that work with the grantees to support their programs, whether through a formal agreement with the grantee or not. The number of partners engaged by PAF grantees suggests the level of community and statewide engagement in the topic of support for expectant and parenting teens, women, and fathers, and it indicates the potential for sustainability of the programs after the grant cycle concludes.

In FY2016, PAF grantees worked with 335 formal and 878 informal partners.



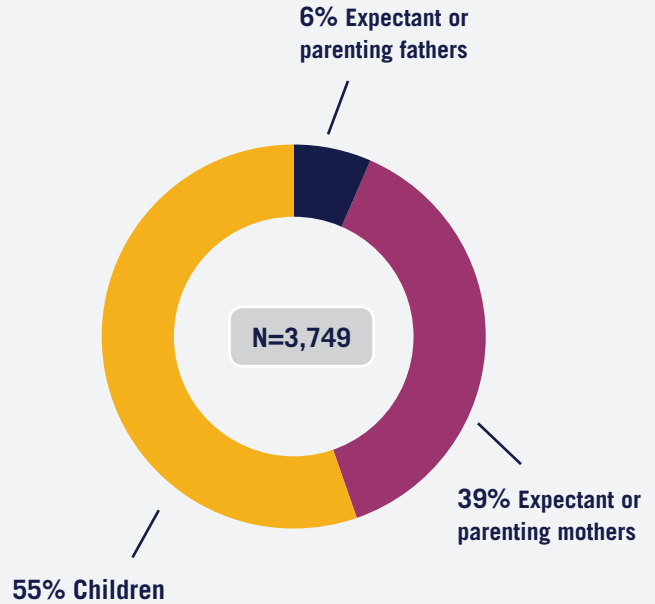
Category 1: Supporting expectant and parenting students at institutions of higher education

REACH

Mothers, fathers, or children

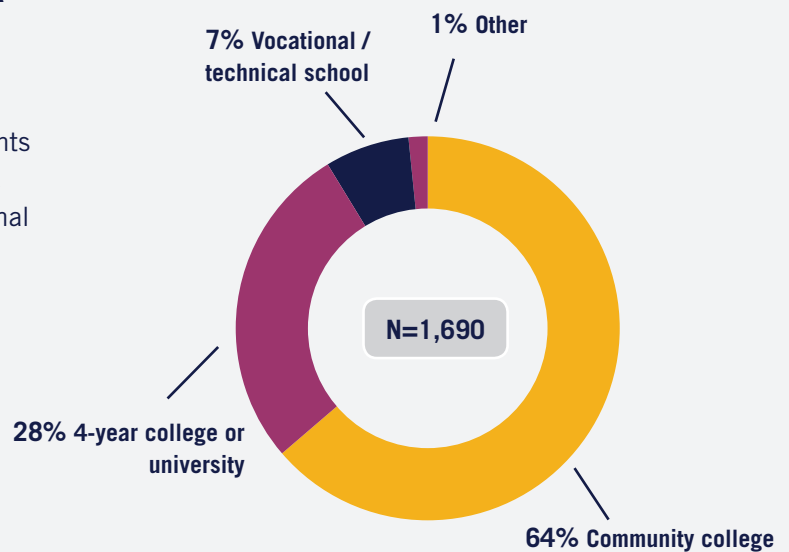
In FY2016, the three grantees providing services in Category 1 reached 3,749 individuals. Most were expectant or parenting mothers (39%) or children (55%). Only 6% were expectant or parenting fathers. Nearly all (96%) of the expectant and parenting participants served were age 20 or older (not shown).

Nearly all of both the mothers (94%) and fathers (98%) served by Category 1 programs were adults age 20 or older.



CATEGORY 1 PARTICIPANTS BY TYPE OF INSTITUTION OF HIGHER EDUCATION

Nearly two thirds (64%) of Category 1 participants were enrolled in community colleges; 28% were in 4-year colleges or universities, 7% in vocational or technical schools, and 1% in other types of institutions of higher education (IHEs).



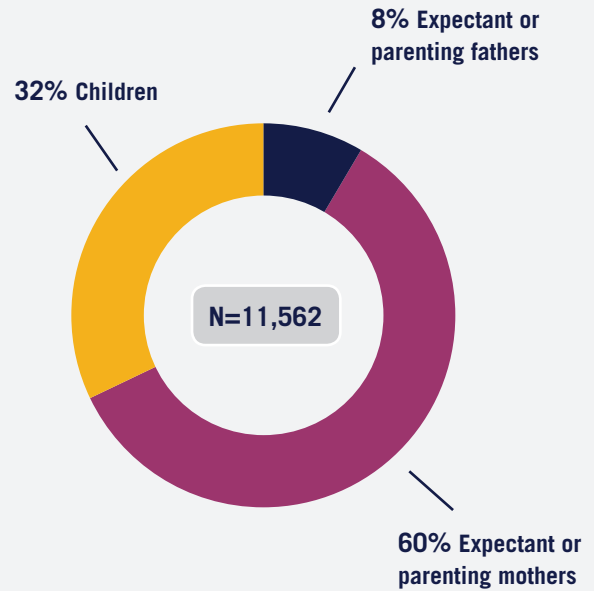
Category 2: Supporting expectant and parenting teens, women, fathers, and their families at high schools and community service centers

REACH

Mothers, fathers, or children


The 18 grantees providing services in Category 2 reached 11,562 people. Of these, 60% were mothers, 8% were fathers, and 32% were children.

More than three-fourths of the mothers and two-thirds of the fathers served by Category 2 programs were teens age 19 or younger.



PARTICIPANTS BY SCHOOL ENROLLMENT STATUS

Nearly two-thirds of expectant and parenting participants served by Category 2 programs were in high school (primarily juniors or seniors). An additional 4% were preparing for a General Education Diploma (GED), and 30% were neither in school nor preparing for the GED.



Category 2: Supporting expectant and parenting teens, women, fathers, and their families at high schools and community service centers

OUTCOMES¹

PAF programs working in high schools and community service organizations report data on the educational attainment of expectant and parenting participants and the occurrence of repeat pregnancies among participants age 19 or younger.

94% **HIGH SCHOOL GRADUATION:** 1,022 participants had graduated by the end of the year, representing 94% of the number of seniors grantees reported serving.²

39% **COMPLETION OF A GED:** 103 participants had completed a GED by the end of the year, representing 39% of the participants that grantees reported were preparing for a GED.³

52% **ACCEPTANCE INTO AN IHE:** 704 participants were accepted into an IHE, representing 52% of the participants that grantees reported were either high school seniors or preparing for a GED (potentially eligible to apply for an IHE).⁴

8% **DROPPING OUT OF HIGH SCHOOL:** 338 participants dropped out of high school during the year, representing 8% of the participants that grantees reported were enrolled in high school.⁵

6% **REPEAT PREGNANCIES:** 168 teens experienced a repeat pregnancy during the year, representing 6% of the parenting teen mothers that grantees reported serving.⁶

¹ For all outcomes measures, grantees report numbers for the numerators and denominators separately and in aggregate. The ratios presented are therefore approximate. Educational outcomes exclude one grantee with incomplete data.

² The denominator (number of seniors) underestimates the total number of participants eligible to graduate, as some grantees reported the number of participants who were seniors at the end of the year and omitted participants who had dropped out or graduated early.

³ The denominator (number of participants who were preparing for a GED) underestimates the total number of participants eligible to have completed a GED, as some grantees reported the number of participants who were preparing for a GED at the end of the year and omitted participants who had completed the GED earlier in the year.

⁴ The denominator (number of participants who were either seniors or preparing for a GED) underestimates of the total number of participants eligible to be accepted into an IHE, as some grantees reported the number of participants who were seniors or preparing for a GED at the end of the year and omitted participants who had already graduated or completed the GED earlier in the year.

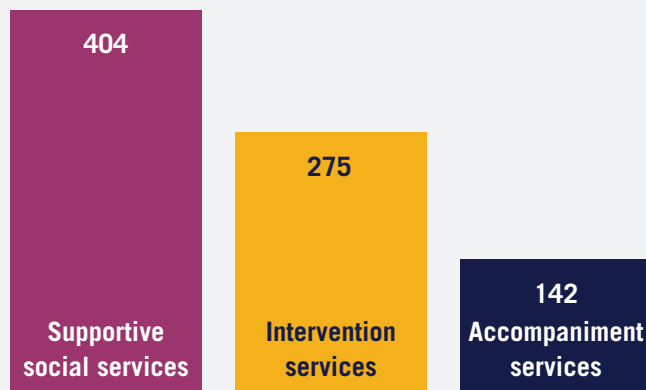
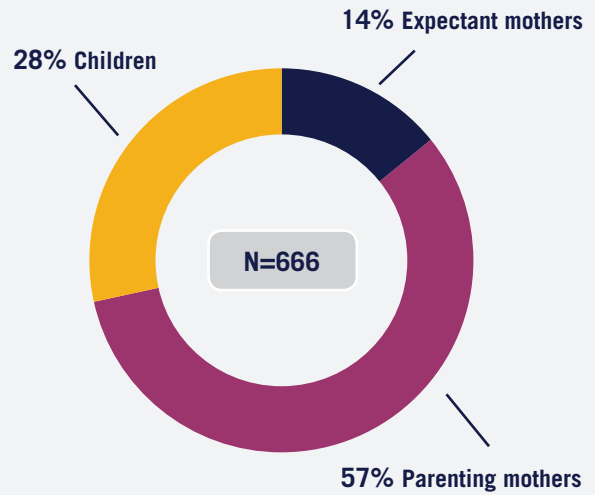
⁵ The denominator (number of students in high school) underestimates the total number of participants at risk of dropping out, as some grantees reported the number of students in high school at the end of the year and omitted participants who dropped out during the course of the year.

⁶ The denominator (parenting teen mothers) underestimates the total number of participants at risk for a repeat pregnancy, as some grantees counted participants as parenting or expectant based on their status at the beginning of their program participation; expectant teens who delivered during the course of the year would thus be excluded from the count of teens at risk of a repeat pregnancy.

Category 3: Improving services for pregnant women who are victims of domestic violence, sexual violence, sexual assault, or stalking

REACH

Two grantees reported providing services for pregnant women who were victims of domestic violence, sexual violence, sexual assault, or stalking. They reached 666 people, almost three fourths of whom were mothers (14% expectant and 57% parenting). The remaining 28% were the mothers' children.



SERVICES PROVIDED

The services that Category 3 grantees provided participants included supportive social services, such as individual or group counseling (404); intervention services, such as referrals to hotlines or shelters (275); and accompaniment services, such as assisting, representing, and accompanying women during court proceedings (142).

NUMBER OF PROFESSIONALS TRAINED

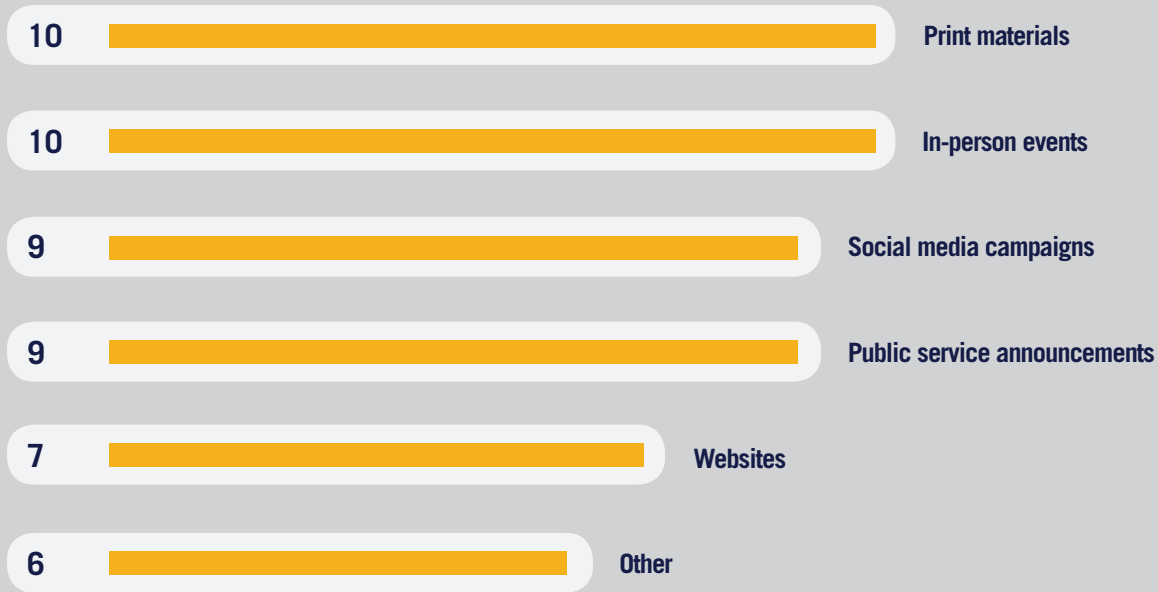
Three grantees reported having provided 2,903 professionals with training related to violence against pregnant women.



Category 4: Providing public awareness and education services for expectant and parenting teens, women, fathers, and their families

All 10 grantees with Category 4 funding distributed printed materials and attended in-person events such as rallies, conferences, or community fairs. Other common strategies were social media campaigns (9 grantees), public service announcements (9 grantees), and Web sites (7 grantees).

NUMBER OF GRANTEEES USING SPECIFIC DISSEMINATION STRATEGIES



For further information, visit the
Office of Adolescent Health website:
<http://www.hhs.gov/ash/oah/oah-initiatives/for-grantees/performance-measures/>

APRIL 2017



PAF Accomplishments



The Pregnancy Assistance Fund (PAF) served more than 16,000 youth in FY16, with most participants (11,000) served in programs in high schools and community centers. These youth were supported by a range of services, including case management and parenting skills education that contribute to their positive education and health outcomes. OAH collects performance measure data annually from all PAF grantees to assess the reach, key outcomes, and services provided by the PAF program. Performance measure data is used by OAH to assess and report on the program's progress in achieving its goals, and grantees use the data to assess and improve their program operations. Here are some highlights from the FY16 performance measurement findings.



Nearly all high school seniors participating in PAF programs graduate

Nationally, only **51 percent** of young women who have a baby in their teen years earns a high school diploma by age 22.

94 percent of seniors participating in the PAF program (**1,022 females**) graduated by the end of their senior year.

Youth in PAF programs stay in high school

Pregnancy and parenting is a leading cause of school dropout among teen girls in the U.S., with **30 percent** of female dropouts reporting it as a key reason they left school.

Just **8 percent** of PAF program participants who are enrolled in high school dropped out during the past year.



PAF program participants are making plans to attend college

Only **5 percent** of teens who became mothers before age 17 complete two years of college by their late 20s.

52 percent of PAF program participants who were high school seniors or those enrolled into GED programs were accepted into an institute of higher education in the past year.



Educational plans are not delayed by a subsequent pregnancy

Most PAF program participants avoided a subsequent pregnancy in FY16.

6 percent of PAF program participants reported another pregnancy in the past year.

Nearly **20 percent** of the births to teens nationally are a repeat birth.

SEPTEMBER 2017